

1. PERFORMANCE

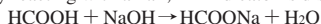
- 1) Measuring range : 1-50 ppm
Number of pump strokes : 1 (100ml)
- 2) Sampling time : 1.5 minutes/1 pump stroke
- 3) Detectable limit : 0.1 ppm (100ml)
- 4) Shelf life : 3 years
- 5) Operating temperature : 0 ~ 40 °C
- 6) Temperature compensation : Necessary (0 ~ 20 °C) (See "TEMPERATURE CORRECTION TABLE")
- 7) Reading : Direct reading from the scale calibrated by 1 pump stroke
- 8) Colour change : Pale pink → Yellow

2. RELATIVE STANDARD DEVIATION

RSD-low : 10% RSD-mid. : 10% RSD-high : 10%

3. CHEMICAL REACTION

By reacting with alkali, PH indicator is discoloured.

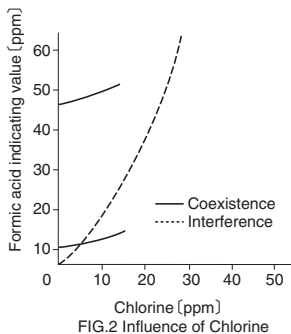
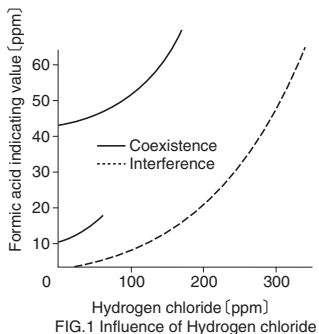


4. CALIBRATION OF THE TUBE

VAPOUR PRESSURE METHOD

5. INTERFERENCE AND CROSS SENSITIVITY

Substance	ppm	Interference	ppm	Coexistence
Sulphur dioxide		Similar stain is produced.	$\text{HCO}_2\text{H conc.} \times 1/20$	Higher readings are given.
Nitrogen dioxide	300	∕	10	The top of discoloured layer becomes unclear.
Hydrogen chloride FIG.1		Pink stain is produced.	$\text{HCO}_2\text{H conc.} \times 2$	Higher readings are given.
Chlorine FIG.2		Yellow stain is produced.	5	∕
Acetic acid		Similar stain is produced.		∕



TEMPERATURE CORRECTION TABLE

Tube Readings (ppm)	Corrected Concentration (ppm)		
	0 °C (32 °F)	10 °C (50 °F)	20 ~ 40 °C (68 °F)
50	82	60	50
40	57	45	40
30	36	32	30
20	22	21	20
10	10	10	10

(NOTE)

This tube scale is calibrated based on Acetic acid and the same scale is available for Formic acid.